

Compatibility WMK 1005 / WMK 1010 to predecessor

This document contains additional information about the backward compatibility of the new generation encoders compared to the predecessors WMK-105x / WMK-10x. For discontinuation announcement see customer information #1/2016:

- Compatibility of the interfaces
- Differences in mechanical dimensions
- Differences in the cable specification

1. Interfaces

1Vpp:

All currently existing interfaces will also be available for angle encoders of the new generation.

TTL:

Angle encoders with TTL Interface and an interpolation factor of 1000 (which means a resolution of 0,25 μ m arc length based on a grating period of 1000 μ m) won't show up any more as a price list device.

But there is a backward compatible version available to continue existing applications.

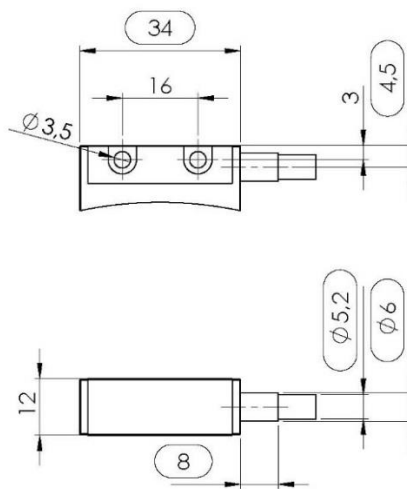
For further questions, please do not hesitate to contact your AMO contact person.

1. Mechanics

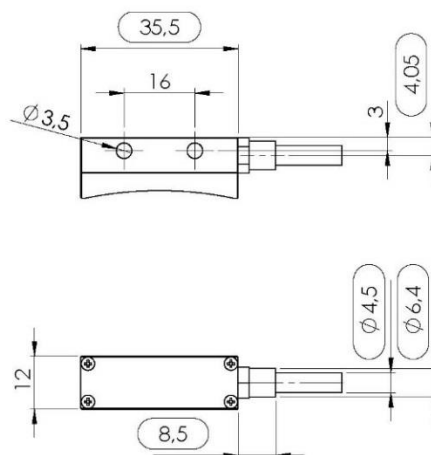
The mechanical dimensions are identical except an improved cable gland (optimizing EMI behaviour) compared to the previous version.

Mechanical dimensions shown in the following drawings. Differences in mechanical dimensions are indicated.

old generation



new generation



Customer information #3/2016


1. Cable

Implementing the new cable gland makes it necessary to change the output cable type.

TECHNICAL DATA

jacket	PUR
outer diameter	4,5 +/-0,1mm
wires	6x2x0,09mm ²
bending radius	≥ 10mm for one time bending ≥ 50mm for continuous bending
oil resistant	according to. DIN EN 60811-2-1
general resistant	according to. D 253 377-03-A-01 F96905 according to. DIN EN50363-10-2 UL according to Style 20963 80°C 30V

signal to wire configuration:

	Up	Sensor Up	0V	Sensor 0V	A+	A-	B+	B-	R+	R-	Free	Diag+	Diag-
	brown/ green	blue	white/ green	white	brown	green	grey	pink	red	black	/	violet	yellow